

How to Check in for Your Video Visit

1 Use a computer or device with camera/microphone



PC and Mac
Chrome | Firefox | Safari



Android
Chrome



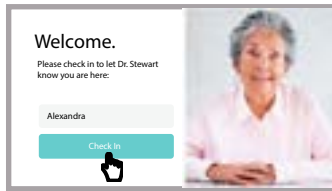
iOS
Safari

2 Open your appointment invitation through your phone or e-mail



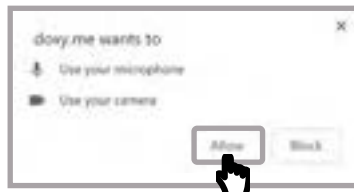
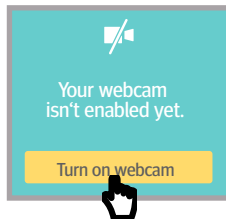
- If you provided staff with your phone number, you'll receive a text message with a link
- If you provided staff with your email address, you will be sent a link via e-mail

3 Type in your name and click check in



- Secure
- No software to download
- HIPAA compliant
- No registration needed

4 Allow your browser to use your webcam and microphone



5 Your care provider will start your visit

Call Tips

- Have a good internet connection
- Restart your device before the visit
- Use the **Start Test** button in the waiting room
- Need help? Send us a message at <https://doxy.me>